






STANDARD LED LIGHTING

Fixture Type	Description	Wattage and Type	Lumens	Area of Illumination	Monthly Charge
	<p>Traditional</p> <p>A 70W LED replacement for the 150W HPS Traditional fixture. Mounting height is 14' on a round, tapered, black fiberglass pole.</p>	70W LED	5962	60' x 90'	\$8.95
	<p>Area</p> <p>An LED replacement for the 150W - 1000W shoebox fixtures. The 70W fixture has mounting heights of 16' or 25'. The 210W and 275W fixtures have mounting heights of 25' and 34'. All are mounted on either fiberglass or aluminum, round, tapered poles. Recommended for commercial use.</p>	70W LED T3 SM 210W LED T3 MED 210W LED T5 MED 275W LED T3 LRG 275W LED T5 LRG	7,829 23,250 24,673 30,491 32,391	65' x 105' 105' x 170' 155' x 155' 135' x 215' 200' x 200'	\$7.85 \$14.20 \$14.20 \$16.82 \$16.82
	<p>Private</p> <p>A 50W LED replacement for the standard dusk-to-dawn fixture. Mounting height is 25' on existing Santee Cooper poles or on a separately-installed wood pole. Recommended for use in residential areas. Provides best light distribution without the acrylic refractor.</p>	50W LED T5	4,814	85' circle	\$6.16
	<p>Roadway</p> <p>An LED replacement for 50W - 400W HPS Roadway fixtures.. Typically mounted on wood utility poles at 25', it can also be mounted on a 25' aluminum pole. The 210W fixture is not recommended for residential communities.</p>	70W LED T2 SM 140W LED T2 MED 210W LED T3 LRG	8,090 15,685 23,250	65' x 150' 85' x 190' 105' x 170'	\$7.79 \$11.52 \$14.20
	<p>Floodlight</p> <p>An LED replacement for 400W - 1000W floodlights. Can be mounted on several types of Santee Cooper poles with mounting heights of 30' - 35'. Recommended for commercial use only.</p>	150W LED SM 300W LED LRG	18,800 38,700	105' x 120' 145 x 155'	\$13.98 \$18.40

Standard Poles and Prices (each per month)

Standard wood poles used for lighting are 30' (\$4.58) and 35' (\$5.25). Used with Private, Roadway or Floodlights.
 25' Aluminum satin finish pole, \$12.09. Used with Roadway for streets and parking lots.
 35' Aluminum bronze pole, \$20.70. Used with Shoebox and Floodlights for parking lots and other large area lighting.
 20', 30' and 40' Fiberglass bronze pole, \$5.84, \$13.19 and \$13.30 respectively. Used with Shoebox and Floodlights for streets and parking lots.
 18' Fiberglass black pole, \$5.66. Used with Traditional. Can also accommodate Heritage fixtures.

Prices may vary due to fuel adjustment and any applicable taxes. Prices indicated above are monthly costs including the approximate energy charge. Area of illumination refers to minimum level of approximately .25 foot-candle.